REV.	ECN.NO.	APPD.
A	/	/
B	/	/



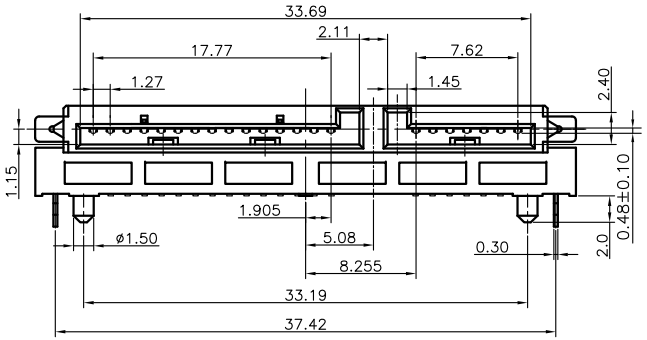

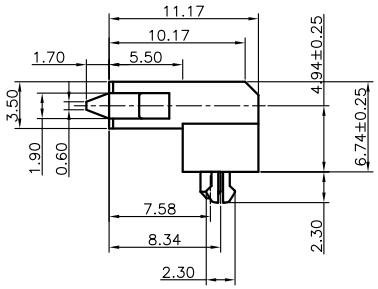

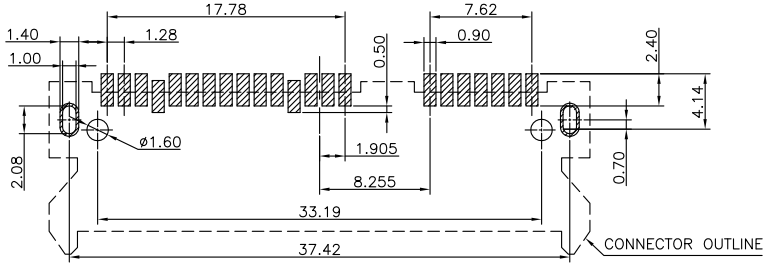

TOLERANCE: ±0.05
RECOMMENDED PCB LAYOUT
(TOP VIEW)

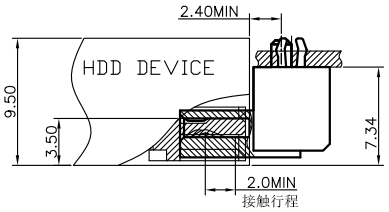

MATING DWG

NOTE:

1. MATERIAL:
   HOUSING: LCP WITH 30% GF, UL 94V-0, BLACK COLOR.
   CONTACTS: PHOSPHOR BRONZE.
   BOARDLOCKS: BRASS.

2. FINISH:
   CONTACTS: GOLD FALSH PLATED ON CONTACT AREA, [100μ"] MIN..
   BRIGHT-TIN ON SOLDER TAIL, WITH ENTIRE CONTACT
   UNDERPLATED [50μ"] MIN.. NICKEL.
   BOARDLOCKS: [100μ"] MIN. BRIGHT-TIN OVER[50μ"] MIN.
   NICKEL ON ENTIRE BOARDLOCK.

3. PART NUMBER DESCRIPTION :

ST22-1140-G618

G:半金G/Fu"
1:黑色
6:LCP

TOLERANCE UNLESS OTHERWISE SPECIFIED			
.XXX ±0.10		.X°	±3°
.XX ±0.20		.XX°	±2°
.X ±0.30			

HLW 深圳市华联威电子科技有限公司
HUA LIAN WEI TECHNOLOGY ELECTRONICS CO;LTD.

APPROVED		PART NAME:	SATA 7+15P SMT H=6.74mm板上鱼叉脚			
CHECKED		PART No:	ST22-1140-G618			C
DRAWED	chenyiting	PROJECTION:	UNIT:	SCALE	SHEET	REV.
DATE	2023.04.19		mm	1:1	1OF1	B